



Kindergarten Presentation | *2024-2025*



Welcome to Kindergarten at Little Madison Academy Primary!

We are excited to begin a year of learning and fun with your child! Kindergarten may be your child's first real school experience so please feel free to ask questions.

The following slides include important information to help make a smooth transition to Kindergarten.

Communicator's Folder

Each child receives a folder that goes to and from home. It will contain the following:

- Helpful information for your child's Kindergarten year
- Work to keep at home
- Items to complete at home and send back to school



Classroom Expectations

The children are to follow directions and obey once the expectations have been explained, modeled, and practiced.

1. Help the teacher teach, and the children learn
2. Listen and obey
 - a. Obey right away, all the way, and in a happy way
3. Be kind to others
4. Keep myself and others safe
5. Have a servant's heart
6. Do what is right even when no one is watching





Students may carry a backpack or a tote bag with shoulder straps.

Snack Time

- Send one healthy snack daily
- Suggestion: Place 5 snacks in your child's tote at the beginning of the week
- Candy is not considered a healthy snack
- Children may drink WATER from their SPILL-PROOF water bottle




Extra Clothes

Send in one extra set of Spirit Wear clothes, socks, and underwear in a ziplock bag labeled with your child's name.



Parents may send in a class treat for dessert to celebrate their child's birthday. Favorite treats include: doughnuts, cookies, or mini cupcakes. Parents are welcome to join their child for lunch. If eating a school lunch, please let the office know by 8:30 am that morning.



Kindergarten Field Trips

We love for parents to attend field trips when space is available. We try to give plenty of notice so parents can plan around work schedules. We are sorry, but siblings of students may not attend field trips unless specified in order for students and parents to focus on the learning opportunity.

2024-2025 Field Trips

Burritt on the Mountain (Fall)


Gullion Farms (March/April)

Graduation Party (May)



Bible

- Deep Roots
<https://deeprootsbible.com/>
- Biblical Worldview by Foundation Worldview
<https://foundationworldview.com/curriculum/early-childhood-worldview>



Additional Curriculum

Math - KinderMath by Little Minds at Work



ELA and Writing - KinderLiteracy by Little Minds at Work

Phonics / Phonemic & Phonological Awareness -

Really Great Reading

Heggerty

Science and Social Studies - Unit based and embedded in reading curriculum



Phonics / Phonemic & Phonological Awareness

Definitions

Phonological Awareness - understanding how the sounds in our language work, relate to one another, and create patterns. Phonological Awareness is a broad term covering a range of abilities. (rhyming, alliteration, switching sounds to make new words)

Phonemic Awareness - the ability to manipulate or move around single sounds within words orally with no connection to printed words. (beginning, middle, and final sounds, switch and delete sounds to make new words)

Phonemes - a single sound in our language.

Phonics - teaching a child to read and pronounce words by learning the phonetic (sound) value of letters and groups of letters.



CONFERENCES

We schedule conferences early the 1st semester and as needed throughout the school year. We are happy to schedule a meeting with you at anytime.

REPORT CARDS

Progress Reports come out
4 times a year the
Thursday after the quarter
ends. Refer to the academic
calendar for dates.



Report Cards



- Mastery of Skills Reported Every 9 Weeks
- Report Cards Reflect Skills Introduced Per Quarter and Expected to Master by the End of Kindergarten
- Skills are Measured by the Following Scale:

S – Mastery of the standard demonstrated consistently

P – Progress toward mastery

N – Needs improvement to achieve mastery of the standard

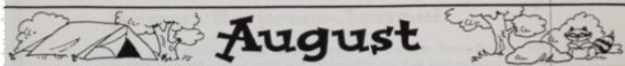






U – Unsatisfactory progress toward mastery of the standard

HOMework

Teachers place homework in the blue folder at the beginning of the month. Students have until the end of the month to complete and turn in homework. Teachers will give more information about homework at Orientation.

Name _____ Monthly Calendar


Use at least 3 activities to complete each week. Check the box in the lower right corner of each calendar square as your child completes the activity. Turn in the calendar and the response journal on the last school day of August.

 August				
Monday	Tuesday	Wednesday	Thursday	Friday
Name five living things. Name five nonliving things.	Sing one of your favorite songs out loud. 	Look at a clock. What hour is it?	Balance on one foot as long as you can. Then balance on the other foot.	Finish this sentence: My family is important because . . .
Write the numbers as far as you can go. (up if you get to 100)	Jog in place for two minutes. Is your heart pumping quickly?	Name five ocean animals. 	Put a book on your head. Walk across the room without dropping the book.	Make three wishes and draw a picture of one. 
Write a thank-you note to someone who did something nice for you.	Count all the lamps in your home. 	Say the months of the year.	Tell someone five things you like about yourself.	Write the alphabet in capital and lowercase letters.
Name the four seasons. Draw a summer picture.	Write a list of five things to do in the summer.	Count the total number of fingers and eyes on people in your house. 	Draw a picture of a picnic basket and the items you would put in it.	Pretend you are going camping. Tell someone about the things you would take.
Say the sound of each letter in the alphabet.	Cut a magazine picture into several pieces. Put the puzzle back together.	Lay a rope on the floor. Walk forward and backward next to it.	Tell someone a story about a fish who couldn't be caught. 	Recite the nursery rhyme "Jack and Jill."



LUNCH

Pre-opening or placing hard to open food items in a ziplock bag keeps your child from having to wait for help and will give your child more time to eat lunch. You may also choose to pack food in compartmentalized containers. Let your child know each day if they are "buying" or "brought lunch". If your child brought lunch, do they need a milk or water bottle? There may be a little confusion at first, but they soon get the hang of it. :)



FRIENDSHIPS

Remember this is your child's first experience working through social situations. For example, when a 5 year old says "No one would play with me" it may mean, "No one would play what I wanted to play". "Sally spit on me" may mean, "We were eating lunch, Sally laughed, and a piece of food spit out of her mouth". Kindergarteners are very sweet children and usually treat each other kindly. :) The preschool/primary grades are training years for social skills. We are happy to partner with you.

We Can't Wait for School to Start!

We are looking forward to a fantastic year! Email is a great way to reach us!

Mrs. Agraviador: bagraviador@macademy.org

Mrs. Daniel: edaniel@macademy.org

Mrs. Romines: hromines@macademy.org

Mrs. Widick: kwidick@macademy.org